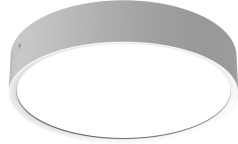



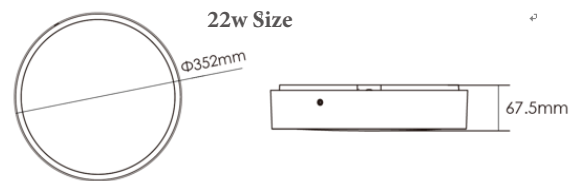
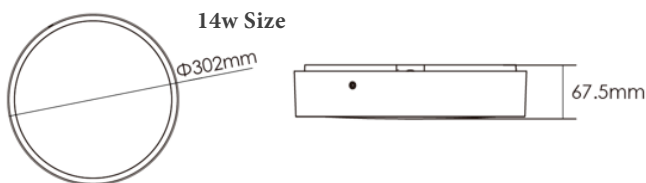
Mateus Bulkhead Family Datasheet



Part Codes	Wattage	Lumens	Lumens Per Watt	Size	Colour
SLLMAT/14/CCT/B	14	1500	107	302*67.5	Black
SLLMAT/14/CCT/W	14	1500	107	302*67.5	White
SLLMAT/22/CCT/B	22	2500	113	352*67.5	Black
SLLMAT/22/CCT/W	22	2500	113	352*67.5	White

Specification

Product :	Mateus Bulkhead	Operating Hours L70:	>60,000
Family Wattages:	14w/22w- 16w/24w EM	Class:	Class II
Guarantee:	5 Years (Battery 2 Years)	Power Factor:	>0.90
Lumen Outputs:	1500 - 2500	Driver:	14w Eaglerise LS-20-350LI1/22w Eaglerise LS-30-350LI3
Lumens Per Watt:	107 - 113	Mounting Options:	Recessed
IP Rating:	IP65	Material:	PC / Black
IK Rating:	IK10	Emergency Battery:	LiFePO4 6.4V 1500mAh
CRI:	>80	Emergency Duration:	3 Hours
Beam Angle:	110°	Emergency Lumens:	150
LEDs:	2835	Running Current:	14w 0.067A / 22w 0.067A
Colour Temperature:	3000K/4000K (selectable)	LED Forward Voltage / Current	14w - 32.5-41.6V / 350MA 22w - 35-44.8V / 500MA
Voltage Range:	AC220-240V		
Inrush Current:	14w -10A for 100µs / 22w 10A for 100µs		
Operating Temperature:	-20°C to +40°C		
Operating Temperature:	5°C - 40°C for emergency		



LIFE . ILLUMINATED

Call today on **0151 420 6000**

email sales@signatureledlighting.co.uk

For more products visit www.signatureledlighting.co.uk