

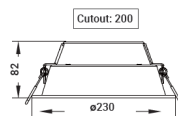
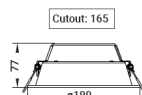
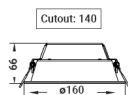
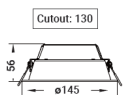
EIR Downlight Family Datasheet



Part Codes	Wattage	Kelvin	Lumens	Running Current	Cutout (mm)	Unit Weight (kg)
SLLEIR12/3	12W	3000K	1207	DC350mA	130	0.32
SLLEIR12/4	12W	4000K	1247	DC350mA	130	0.32
SLLEIR15/3	15W	3000K	1585	DC350mA	140	0.37
SLLEIR15/4	15W	4000K	1591	DC350mA	140	0.37
SLLEIR18/3	18W	3000K	1888	DC350mA	165	0.53
SLLEIR18/4	18W	4000K	1893	DC350mA	165	0.53
SLLEIR23/3	23W	3000K	2418	DC350mA	200	0.61
SLLEIR23/4	23W	4000K	2420	DC350mA	200	0.61

Specification

Product :	EIR Downlight	Operating Hours:	>50,000
Family Wattages:	12w/15w/18w/23w	Class:	Class II
Guarantee:	5 years	Power Factor:	>0.90
Lumen Output:	1207 - 2420	Diffuser Type:	Polystyrene - TPb rated
Lumens Per Watt:	100 - 106	Mounting Options:	Recessed
IP Rating:	IP20	Material:	Aluminium
IK Rating:	IK05	Applications:	Interior
CRI:	>85	Life Time of LED @Ta=25°C:	70,000 hrs-L70 B50
Inrush Current:	<60A	Life Time of LED @Ta=25°C:	50,000 hrs-L80 B50
Colour Temperature:	3000K / 4000K	Life Time of LED @Ta=25°C:	25,000 hrs-L90 B50
Beam Angle:	90°	Product	
Voltage Range:	AC220-240V	EIR Downlight	
LEDs:	Epistar	Suffix	Option
Operating Temperature:	-20°C to +45°C		
Operating Temperature:	0°C - 40°C for emergency		



/DH
/DD
/DSI
/EP
/DDPRO
/E-Z10
/Z10

Mains dimming
DALI dimming
DSI dimming
Integral Emergency Pack
DALI Addressable Emergency
Z10 Integral emergency with remote testing
Z10 Emergency remote control

LIFE . ILLUMINATED

Call today on 0151 420 6000

email sales@signatureledlighting.co.uk

For more products visit www.signatureledlighting.co.uk